

FRCR 2B Practice Viva (Session 150) - DKT Masterclass
(PART A): Abdominal Imaging - Dr Uttara Swati Anand
(PART B): Head & Neck Viva Cases - Dr Richard Chaytor



Summary Feedback

ST1 – ST4 Teaching Programme 2026

**FRCR 2B Practice Viva (Session 150) - DKT Masterclass
(PART A): Abdominal Imaging - Dr Uttara Swati Anand
(PART B): Head & Neck Viva Cases - Dr Richard Chaytor**

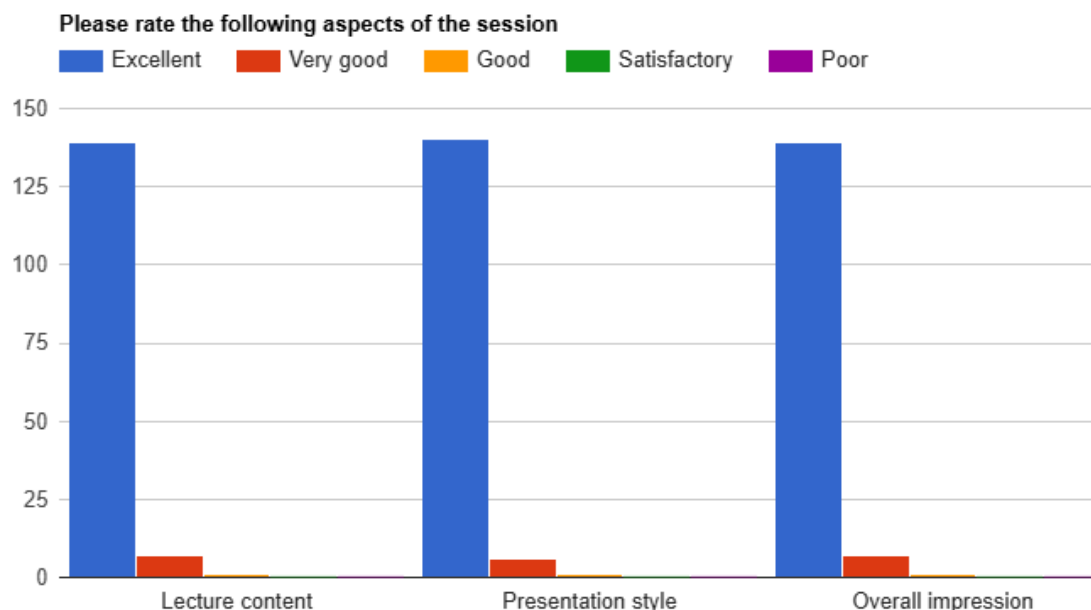
(21st May 2026)

Delivered By:

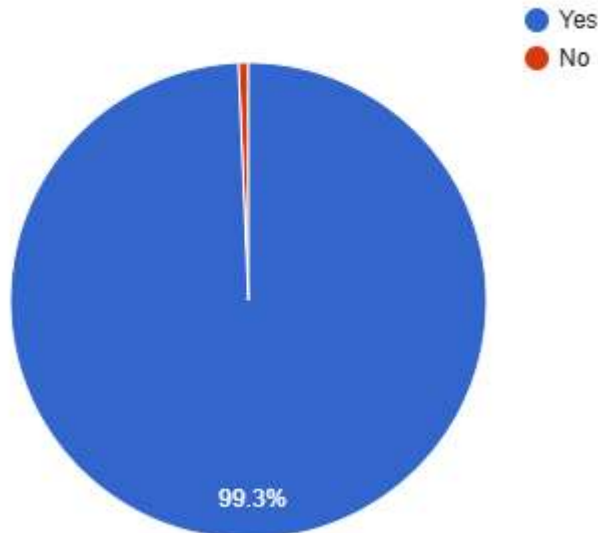
(Uttara Swati Anand & Richard Chaytor)

Summary Points:

- ST1-ST4 teaching programme 2026 – FRCR 2B Practice Viva Session 150: 2 hours teaching time
- Total Attendees: 359 from 37 Countries (Australia, Austria, Bahrain, Bangladesh, Canada, Dominica, Egypt, Ethiopia, Ghana, Hong Kong, India, Indonesia, Iran, Iraq, Jordan, Kenya, Korea, Republic of, Libya, Malaysia, Myanmar, Namibia, Nepal, Nigeria, Oman, Pakistan, Qatar, Saudi Arabia, South Africa, Sri Lanka, Sudan, Thailand, Türkiye, UAE, UK, Ukraine, Yemen, Zimbabwe).
- Total feedback received from 147 participants



Did you find it useful
147 responses



Testimonials

- So thankful to the brilliant teachers for this great session, enjoyed it so much, calm attitude, clear messages and concise feedback to candidates (Egypt).
- Absolutely smashing session as always. Dr. Khan has a knack for finding the best teachers for each modality!! We appreciate the effort (India).
- The lecture was very helpful for me. The first part of lecture regarding the abdominal imaging covered important subjects with good variety of cases in variable imaging modalities. The second part of the lecture also was very helpful regarding head and neck imaging. Thank you Dr. Khan for your efforts! (Jordan).
- Both teachers were excellent and showed brilliant cases. Dr. Richard is an excellent teacher and his slides for head and neck are the best (India).
- Excellent cases and explanation by Dr. Uttara Swati Anand and Dr. Richard Chaytor (UK).
- Very very informative session. Expanding the knowledge! (Pakistan).
- I liked the variety of the cases. They were so helpful for brain exercise and exam preparation (Thailand).
- Interesting cases with thorough explanation, Thank you (Austria).
- All the sessions were so valuable and very helpful in our daily practice (Sudan).
- The Head and Neck section and abdominal case comprehensive discussion were very valuable (Myanmar).
- The cases, the explanation, everything was useful! (Nigeria).
- Very light, digestible session highlighting the essentials for reporting to do not missed (Sudan).
- The points mentioned in the end of all cases were extremely valuable (Pakistan).

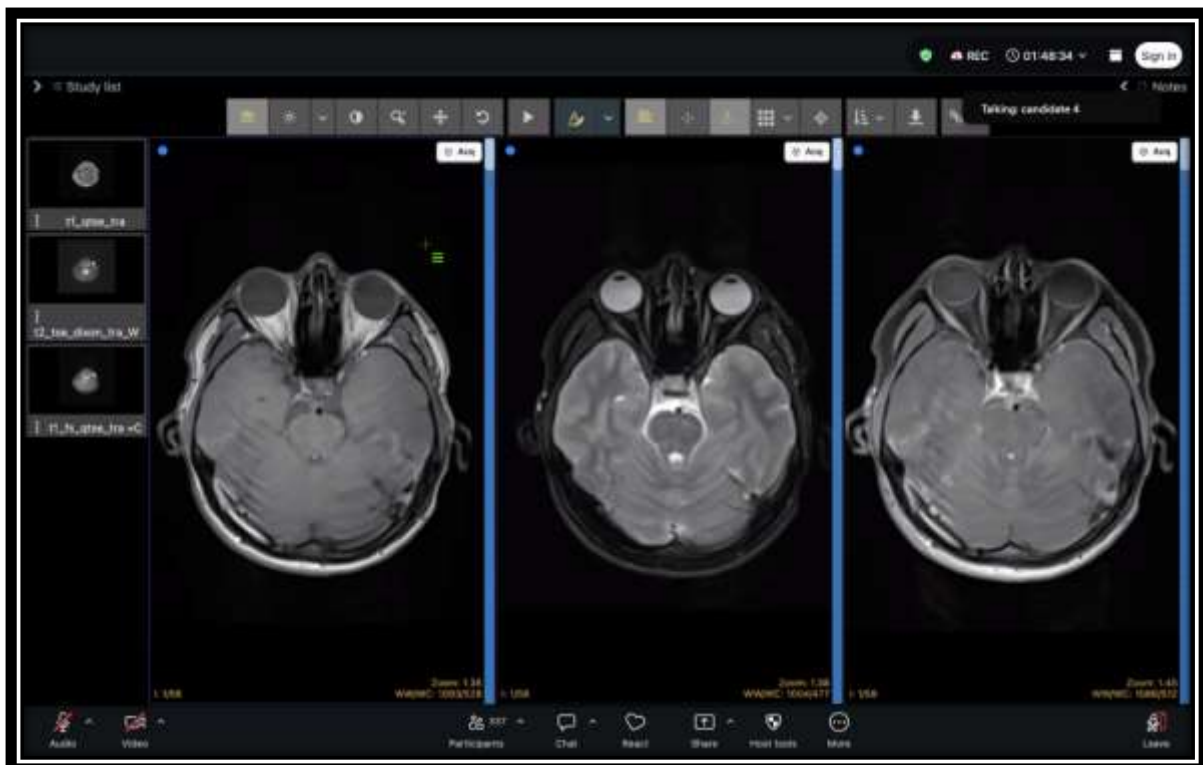
FRCR 2B Practice Viva (Session 150) - DKT Masterclass

(PART A): Abdominal Imaging - Dr Uttara Swati Anand

(PART B): Head & Neck Viva Cases - Dr Richard Chaytor

- Great cases from both lecturers. Loved the slides explaining the cases from the Head Neck and Dr. (UK).
- Very helpful lecture for the exam (Jordan).
- Awesome platform for learning radiology. Long live Dr. Khan! (Pakistan).
- Very thankful. Much appreciated! (Sudan).
- Excellent (Egypt).
- Very useful lecture (Egypt).
- Brilliant as usual (UAE).
- Excellent session (Pakistan).
- More such sessions please (Saudi Arabia).
- We are looking for more such lectures in the future (Jordan).
- Excellent session as usual. Amazing effort by Dr. Khan (UAE).
- Need more of this style (Nigeria).
- More such amazing sessions please (UAE).
- It was perfect (UAE).
- More sessions will be appreciated please (Pakistan).
- Excellent case variety (India).
- I liked the case types (Saudi Arabia).
- I liked these different cases (Pakistan).
- The feedback and management aspect was great (Pakistan).
- Pertinent to my daily practice (UAE).
- The interaction between the candidates and the instructor was very helpful (Qatar).
- All of it was useful (Sudan).
- This was a very useful exam oriented session (UK).
- The interactive and important exam related tips given per case were very useful (Canada).
- Very nice cases. Thank you very much (Pakistan).
- The abdominal cases were informative (Egypt).
- The Head and Neck viva cases were excellent (UK).
- All aspects were useful (Nigeria).
- Excellent case collection, viva questions and teaching slides (Saudi Arabia).
- I like the way Richard did the viva. Particularly the use of tables (UK).
- The way of interaction with the candidates was perfect (UK).
- Very exam like experience and interesting cases (Ethiopia).
- Their feedback is always great (South Africa).
- Excellent cases & Excellent teachers (Sudan).

FRCR 2B Practice Viva (Session 150) - DKT Masterclass
(PART A): Abdominal Imaging - Dr Uttara Swati Anand
(PART B): Head & Neck Viva Cases - Dr Richard Chaytor



FRCR 2B Practice Viva (Session 150) - DKT Masterclass
(PART A): Abdominal Imaging - Dr Uttara Swati Anand
(PART B): Head & Neck Viva Cases - Dr Richard Chaytor

The banner features the following information:

- Event Title:** FRCR 2B Practice Viva (Session 150) **DKT Masterclass** (LIVE)
- Part A:** (PART A): Abdominal Imaging - Dr Uttara Swati Anand (18:30-19:30 BST)
- Part B:** (PART B): Head & Neck Viva Cases - Dr Richard Chaytor (19:30-20:30 BST)
- Date & Time:** 21st May 2026, 18:30 - 20:30 BST
- CPD:** 2 RCR CPD
- Logos:** DR KHAN'S TEACHING, Instagram (@drkhansteaching), MISSIT BOYS MISSIT BOYS
- Speakers:** Dr Uttara Swati Anand (Associate Specialist Doctor in Abdominal Imaging, University Hospitals Plymouth Health Trust) and Dr Richard Chaytor (Consultant Head and Neck Radiologist, University Hospitals Plymouth Health Trust).



=====XX=====XX=====